

f1

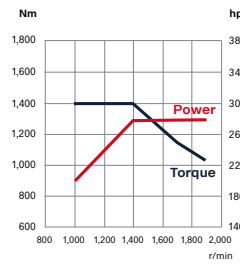
SCANIA FENCER

FOR URBAN TRANSPORT OPERATIONS

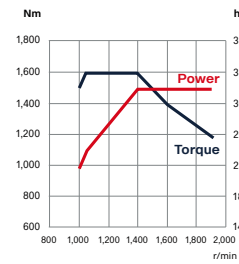
Based on more than a century of engineering experience, our new generation of buses has been developed to meet the demands of today's and tomorrow's cities. Energy efficient and available in a wide range of powertrains, it offers the latest technology in everything from safety systems to reduced emission and noise levels. And through excellent uptime, fuel economy and the possibility of high passenger capacity, the Scania Fencer buses allows sustainable mobility to go hand-in-hand with operating economy.



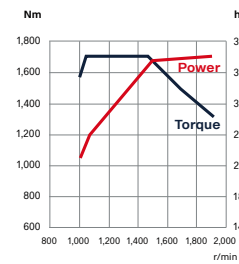
9-litre, 280 hp
Biodiesel, HVO, diesel



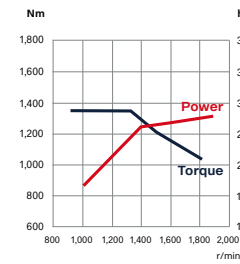
9-litre, 320 hp
Biodiesel, HVO, diesel



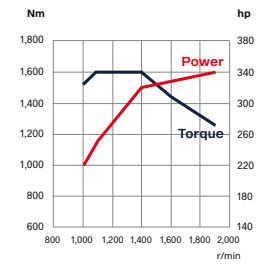
9-litre, 360 hp
Biodiesel, HVO, diesel



9-litre, 280 hp
Biogas, natural gas



9-litre, 340 hp
Biogas, natural gas



General

Wheel configuration: 2-axle, 3-axle with tag axle (steered), 3-axle articulated

Door configuration:

1-1-0, 1-2-0, 2-2-0 (2-axle)
1-1-0, 1-2-0, 2-2-0 (3-axle)
1-2-1-0, 1-2-2-0, 2-2-2-0 (articulated)

Dimensions

Length:

10.8 m, 12.0 m, 12.5 m, 13.0 m (2-axle)
13.0 m, 15.0 m (3-axle)
18.0 m (articulated)

Width: 2.50 m and 2.55 m

Height:

3.2 m (diesel)
3.3 m (gas)

Passenger area

Seating: Stear, Kiel seats or customer choice, wheelchair ramp at front or middle door, four priority seats with folding armrests, location for wheelchair or pram, folding seats, reading lamps and air nozzles

Equipment: Luggage rack, camera surveillance, infotainment system (Wi-Fi), USB charger, interior LED or fluorescent lighting

Roof hatches: Manual

Driver area

Seating: Driver seat ISRI

Instrument panel: Adjustable or fixed

Support systems: Scania Driver Support, electropneumatic parking brake control, adaptive cruise control, vulnerable road user collision warning, blind spot warning, lane departure warning, hill-hold

Equipment: Audio system, announcement system, USB charger

Destinations signs

LED destination sign in front, side and rear

Climate system

Convector circuit in passenger area, auxiliary heater (diesel or gas), defroster, separate or combined air conditioning for the driver, temperature-controlled ventilation and AC for passengers

Doors and windows

Tinted windows, single or double-glazed side windows, hopper window, double doors, inswing, outswing or sliding, pneumatic or electric operated doors at customer's choice

Powertrain – Combustion, Euro 5

Biodiesel, HVO, diesel:

9-litre 280 hp (206 kW) torque 1400 Nm
9-litre 320 hp (235 kW) torque 1600 Nm
9-litre 360 hp (265 kW) torque 1700 Nm

Fuel capacity (usable volumes):

140–360 litres (2-axle) for high floor 140–275 litres
140–360 litres (3-axle)
180–360 litre (low articulation)
180–560 litre (high articulation)

Powertrain – Combustion, Euro 6

Biogas, natural gas:

9-litre 280 hp (206 kW) torque 1350 Nm
9-litre 340 hp (250 kW) torque 1600 Nm

Fuel capacity: 1260–1875 litres

Gearbox:

6-speed fully automatic gearbox (ZF EcoLife 2)
12-speed manual gearbox with Scania Opticruise and retarder

Electrical system

LED headlights, LED daytime running, position and indicator lights, LED side and rear lights
Battery 150, 180, 210 or 230 Ah or dual battery system
Alternator 150 A, 180 A, 2x150 A or 2x180 A

Brake and safety equipment

Disc brakes, electronic brake system (EBS), anti-lock brakes (ABS), traction control (TC), bus stop brake, hill hold, pad wear indicator, pipes manufactured from either rust-protected steel or high impact synthetics, separate air tanks for each circuit, exhaust brake with automatic control, rear view camera, fire extinguishing equipment in the engine compartment

Suspension and wheels

Independent front suspension or rigid front axle, kneeling front door, whole front or whole side, automatic or manual control, total raising and lowering

Rims: Aluminium or steel

Tyres:

Low floor: 275/70, 275/80, 295/80, 315/60, 315/70 (front)
275/70, 275/80, 295/80 (rear)
275/70, 275/80 (centre)
Low entry: 275/70, 275/80, 295/80, 315/60, 315/70 (front)
275/70, 275/80, 295/80, 315/60, 315/70, 315/80 (rear)
275/70, 275/80, 295/80, 315/60, 315/70, 315/80 (centre)
275/70, 275/80, 295/80, 315/60, 315/70, 315/80, 385/65 (tag)
High floor: 275/70, 275/80, 295/80, 315/60, 315/70, 315/80, 385/65 (front)
275/70, 275/80, 295/80, 315/60, 315/70, 315/80 (rear)
275/70, 275/80, 295/80, 315/60, 315/70, 315/80 (centre)
275/70, 275/80, 295/80, 315/60, 315/70, 315/80, 385/65 (tag)