

Viale and Torino

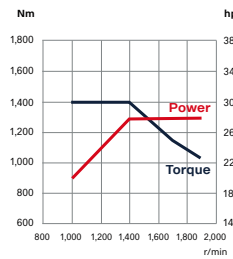
# SCANIA MARCOPOLO

FOR URBAN TRANSPORT OPERATIONS

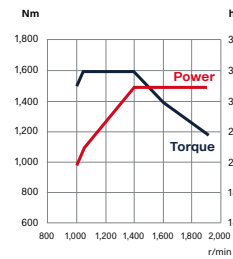
Based on more than a century of engineering experience, our new generation of buses has been developed to meet the demands of today's and tomorrow's cities. Energy efficient and available in a wide range of powertrains, it offers the latest technology in everything from safety systems to reduced emission and noise levels. And through excellent uptime, fuel economy, and the possibility of high passenger capacity, Scania Marcopolo buses allow sustainable mobility to go hand-in-hand with operating economy.



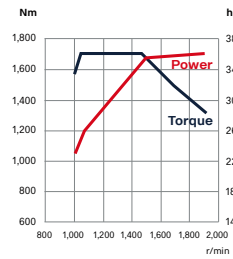
**9-litre, 280 hp**  
Biodiesel, HVO, diesel



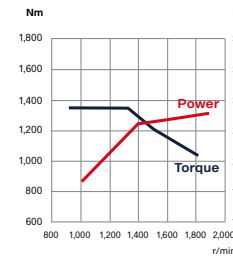
**9-litre, 320 hp**  
Biodiesel, HVO, diesel



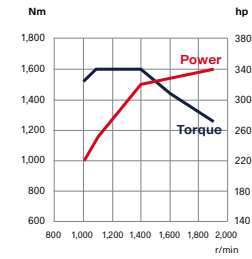
**9-litre, 360 hp**  
Biodiesel, HVO, diesel



**9-litre, 280 hp**  
Biogas, natural gas



**9-litre, 340 hp**  
Biogas, natural gas



## General

**Wheel configuration:** 2-axle, 3-axle with tag axle (non-steered or steered), 3-axle articulated.

**Door configuration:** Viale BRT and Torino, 3 doors right side (2-axle)  
Viale BRT and Torino, 2 doors left side and 2 doors right side (3-axle)  
Viale BRT and Torino (15 m), 2 or 3 doors left side and 2 or 3 doors right side, (3-axle)  
Viale Articulado, 3 doors left side and 3 doors right side (3-axle)

## Dimensions

### Length:

Torino: 12.3 to 15.0 m  
Viale BRT: 13.0 to 15.0 m  
Viale Articulado: 18.9 to 19.1 m

**Width:** 2.60 m

**Height:** May vary depending on the market, powertrain and configuration.

## Passenger area

**Seating:** Marcopolo seats as standard or customer choice, manual or automatic wheelchair lift at the middle door or manual in front door, four priority seats with folding armrests, location for wheelchair or pram, folding seats, reading lamp and air nozzles.

**Equipment:** Luggage rack, camera surveillance, infotainment system (Wi-Fi), interior LED lighting.

**Roof hatches:** Electric or fixed

## Driver area

**Seating:** Heated driver seat ISRI (optional)

**Instrument panel:** Fixed

**Support systems:** Scania Driver Support, electropneumatic parking brake control, adaptive cruise control, vulnerable road user collision warning, blind spot warning, lane departure warning, hill-hold.

**Equipment:** Audio system, announcement system

## Destinations signs

LED destination sign in front, side and rear

## Climate system

Convector circuit in passenger area, auxiliary heater (diesel or gas), defroster, separate or combined air conditioning for the driver, temperature-controlled ventilation and AC for passengers.

## Doors and windows

Tinted windows, single or double-glazed side windows, double doors, inswing or sliding, doors at customer's choice.

## Powertrain – Combustion, Euro 5

### Biodiesel, HVO, diesel:

9-litre 280 hp (206 kW) 1400 Nm  
9-litre 320 hp (235 kW) 1600 Nm  
9-litre 360 hp (265 kW) 1700 Nm

**Fuel capacity (usable volumes):** 140–360 litres

## Powertrain – Combustion, Euro 6

### Biogas, natural gas:

9-litre 280 hp (206 kW) 1350 Nm  
9-litre 340 hp (250 kW) 1600 Nm

**Fuel capacity:** 1260–1875 litres

### Gearbox:

6-speed fully automatic gearbox (ZF EcoLife 2)  
12-speed manual gearbox with Scania Opticruise and retarder

## Electrical system

Halogen or bi-xenon headlights, Bi-LED, LED daytime running, position and indicator lights, LED side and rear lights.

Battery 150, 180, 210 or 230 Ah or dual battery system

Alternator 150 A, 180 A, 2x150 A or 2x180 A

## Brake and safety equipment

Disc brakes, electronic brake system (EBS), anti-lock brakes (ABS), traction control (TC), bus stop brake, hill hold, pad wear indicator, pipes manufactured from either rust-protected steel or high impact synthetics, separate air tanks for each circuit, exhaust brake with automatic control, rear view camera, fire extinguishing equipment in the engine compartment.

## Suspension and wheels

**Front suspension:** Independent or rigid, kneeling front door, whole front or whole side, automatic or manual control, total raising and lowering

**Rims:** Aluminium or steel

### Tyres:

Low entry: 275/70, 275/80, 295/80, 315/60, 315/70 (front)  
275/70, 275/80, 295/80, 315/60, 315/70, 315/80 (rear)  
275/70, 275/80, 295/80, 315/60, 315/70, 315/80, 385/65 (tag)  
High floor: 275/70, 275/80, 295/80, 315/60, 315/70, 385/65 (front)  
275/70, 275/80, 295/80, 315/60, 315/70, 315/80 (rear)  
275/70, 275/80, 295/80, 315/60, 315/70, 315/80, 385/65 (tag)