

# DI16 079M. 405 kW (550 hp)

IMO Tier II, EU Stage IIIA



The marine engines from Scania are based on a robust design with a strength optimised cylinder block containing wet cylinder liners that can easily be exchanged. Individual cylinder heads with 4 valves per cylinder promotes reparability and fuel economy. The engines are type approved in all major classification societies.

The engine is equipped with a Scania developed Engine Management System, EMS, in order to ensure the control of all aspects related to engine performance. The injection system is based on electronically controlled unit injectors that gives low exhaust emissions with good fuel economy and a high torque already at low revs. The engine can be fitted with many accessories such as air cleaners, PTOs, transmissions and type approved instrumentation in order to suit a variety of installations.

	Rating	Engine speed (rpm)		
		1200	1500	1800
Gross power, full load (kW)	ICFN	324	385	405
Gross power, full load (hp, metric)		441	523	550
Gross power, propeller curve (kW)		147	257	405
Gross power, propeller curve (hp, metric)		200	349	550
Gross torque (Nm)		2580	2450	2149
Spec fuel consumption. Full load (g/kWh)		198	201	210
Spec fuel consumption. 3/4 load (g/kWh)		197	202	214
Spec fuel consumption. 1/2 load (g/kWh)		204	204	221
Spec fuel consumption. Propeller curve (l/h)		36	62	101
Optimum fuel consumption (g/kWh)		197		
Heat rejection to coolant* (kW)		248	294	331

\*Including charge air

**ICFN - Continuous service:** Rated power available 1 h/1 h. Unlimited h/year service time at a total load factor of 100%.

## Standard equipment

- Scania Engine Management System, EMS
- Unit injectors, PDE
- Twin turbochargers, heat insulated
- Fuel pre-filter with water separator
- Fuel filter
- Oil filter, full flow
- Centrifugal oil cleaner
- Oil cooler, integrated in block
- Oil filler, in valve cover
- Deep front oil sump
- Oil dipstick, front
- Starter, 2-pole 7.0 kW
- Alternator, 2-pole 100A
- Flywheel SAE 14
- Silumin flywheel housing, SAE 1 flange
- Front-mounted engine brackets
- Catwalk and cover for belt transmission
- Closed crankcase ventilation
- Operator's manual

## Optional equipment

- Electrical base system
- Accelerator position sensor
- Control panel
- Instrument panel
- Scania EMS display
- Hydraulic pump
- Side-mounted PTO
- Front-mounted PTO
- Exhaust connections
- Engine heater
- Power pack engine brackets
- Stiff rubber suspension
- Air cleaner
- Studs in flywheel housing
- Reversible fuel filter
- Low coolant level reaction
- Variable idle speed setting
- Low oil sump
- Oil draining with pump
- Oil level sensor
- Bilge pump

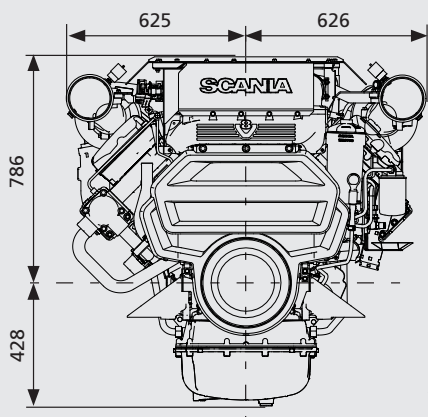
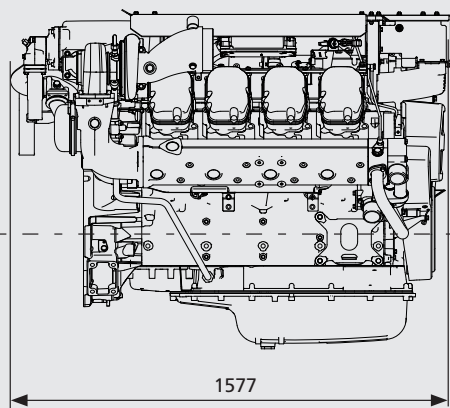
This specification may be revised without notice.

# DI16 079M. 405 kW (550 hp)

IMO Tier II, EU Stage IIIA

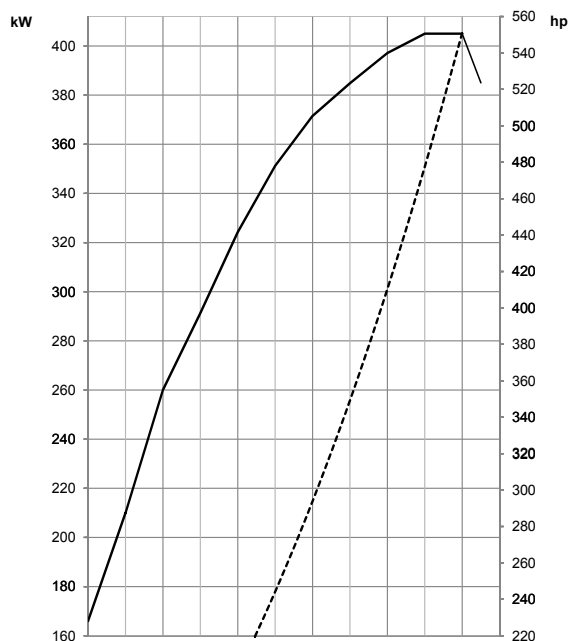
## Engine description

No of cylinders	V 8
Working principle	4-stroke
Firing order	1 - 5 - 4 - 2 - 6 - 3 - 7 - 8
Displacement	16.4 litres
Bore x stroke	130 x 154 mm
Compression ratio	17.4:1
Weight	1600 kg (excl oil and coolant)
Piston speed at 1500 rpm	7.7 m/s
Piston speed at 1800 rpm	9.24 m/s
Camshaft	High position alloy steel
Pistons	Steel pistons
Connection rods	I-section press forgings of alloy steel
Crankshaft	Alloy steel with hardened and polished bearing surfaces
Oil capacity	40-48 dm <sup>3</sup> (standard oil sump)
Electrical system	2-pole 24V

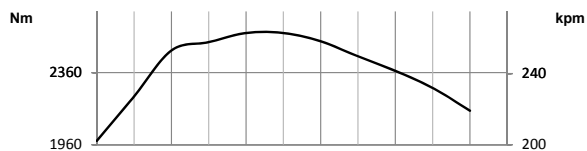


All dimensions in mm

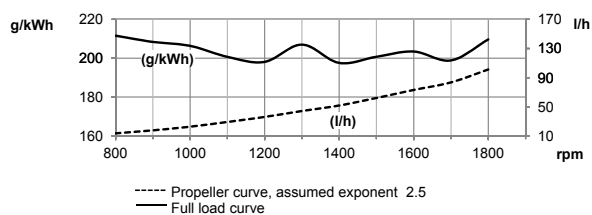
## Output



## Torque



## Spec fuel consumption



Test conditions Air temperature +25°C. Barometric pressure 100 kPa (750 mmHg). Humidity 30%. Diesel fuel acc. to ECE R 24 Annex 6. Density of fuel 0.840 kg/dm<sup>3</sup>. Viscosity of fuel 3.0 cSt at 40°C. Energy value 42700 kJ/kg. Power test code ISO 3046. Power and fuel values +/-3%.



**SCANIA**

SE 151 87 Södertälje, Sweden  
Telephone +46 8 553 810 00  
Telefax +46 8 553 829 93  
www.scania.com  
engines@scania.com