

SCANIA LONG-HAULAGE TRUCKS

Technical specifications to meet your needs



Destined to lead.

Owning a Scania is all about getting a leading edge. That's why every Scania truck is tailor-made to measure up to your specific demands and needs. There is simply no other way to be sure that you get a truck that fits your business exactly. And by providing the best available truck for the job, we are also assured that you get all the benefits of the outstanding operating economy Scania is renowned for.

The key lies of course in our unique modular system. On the following pages you can see for yourself what it means in terms of freedom of choice.

Explore it, experience it – and always expect the best.

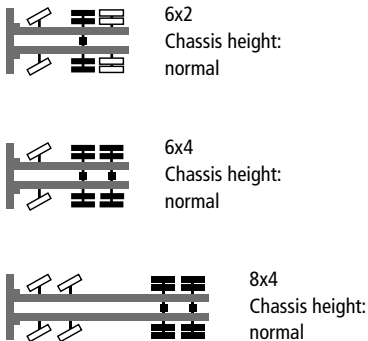
Chassis

Scania's modular range of chassis offers outstanding customisation options. This makes it possible for you to get a cost-effective and reliable chassis, perfectly adapted to your specific transport requirements.

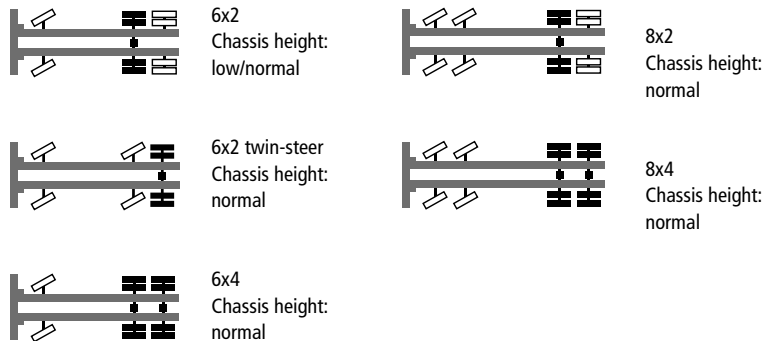
Axle configuration

Both Scania tractors and rigid chassis come in a great variety of axle configurations. Below you can see the most typical configurations for long-haulage use. Do you have other needs? Please discuss them with your Scania dealer to find just the right solution.

Prime Mover



Rigids



Rear axles

Scania offers a range of single reduction drive axles for most normal applications. Hub reduction is also available in two strengths for even more demanding conditions. Single reduction and hub reduction are available for both tandem and single drive axles configurations.

Fifth-wheel coupling

You can get your Scania prime mover fitted with the fifth wheel of your choice. Consult your local dealer for the full range of options.

Air suspension*

Air suspension means better comfort during driving and load handling. Scania gives you the choice of air or steel suspension on the front axle to complement the two spring air suspension fitted to the rear axle.

*Only on selected models.

Engines

Our wide range of long-haulage engines spans from the inline 5-cylinder 250 hp 9-litre, to the astonishing 16-litre 730 hp V8. This means you are certain to empower your business with an optimised solution.

Euro 5 and EEV

Swept volume	Maximum power	Maximum torque	Emission control	Compatibility
5-cylinder inline engines				
9 litres	250 hp (184 kW) at 1800 r/min	1150 Nm (1000–1300 r/min)	SCR	P-series
9 litres	310 hp (228 kW) at 1900 r/min	1550 Nm (1000–1350 r/min)	SCR	P-series
6-cylinder inline engines				
13 litres	360 hp (265 kW) at 1900 r/min	1850 Nm (1000–1300 r/min)	SCR	P- G-series
13 litres*	400 hp (294 kW) at 1900 r/min	2100 Nm (1000–1300 r/min)	SCR	P- G-series
13 litres*	440 hp (324 kW) at 1900 r/min	2300 Nm (1000–1300 r/min)	SCR	P- G-series
13 litres	480 hp (353 kW) at 1900 r/min	2400 Nm (1000–1350 r/min)	SCR	G- R-series
V8 engines				
16 litres*	500 hp (368 kW) at 1800 r/min	2500 Nm (1000–1350 r/min)	SCR	R-series
16 litres	560 hp (412 kW) at 1900 r/min	2700 Nm (1000–1400 r/min)	SCR	R-series
16 litres	620 hp (456 kW) at 1900 r/min	3000 Nm (1000–1400 r/min)	SCR	R-series
16 litres*	730 hp (537 kW) at 1900 r/min	3500 Nm (1000–1350 r/min)	SCR	R-series

Euro 6

Swept volume	Maximum power	Maximum torque	Emission control	Compatibility
5-cylinder inline engines				
9 litres	250 hp (184 kW) at 1900 r/min	1250 Nm (1000–1350 r/min)	EGR + SCR	P- and G-series
9 litres	280 hp (206 kW) at 1900 r/min	1400 Nm (1000–1350 r/min)	EGR + SCR	P- and G-series
6-cylinder inline engines				
13 litres	450 hp (331 kW) at 1900 r/min	2350 Nm (1000–1300 r/min)	SCR	G- and R-series
13 litres	490 hp (360 kW) at 1900 r/min	2550 Nm (1000–1300 r/min)	EGR + SCR	G- and R-series

* Also available with EEV (enhanced environmentally friendly vehicle) certification.



Cabs

The driver's seat. It's the place to be. No wonder so many drivers prefer the spacious, ergonomic design of Scania cabs. Choose from our P-, G- and R-series, depending on which bed, roof height and engine suits you the best.

Day cabs

Sleeper cabs

P



Normal

Scania P-series

Lightweight, economic and comfortable. A compact Scania cab with full-sized quality and performance.

Engines:

Euro 5: 250 to 440 hp
Euro 6: 250 and 280 hp

G



Normal

Scania G-series

Well-equipped mid-size cab range, perfect for fleet operation, regional and national long-haulage.

Engines:

Euro 5: 250 to 480 hp
Euro 6: 250 to 490 hp

R



Normal

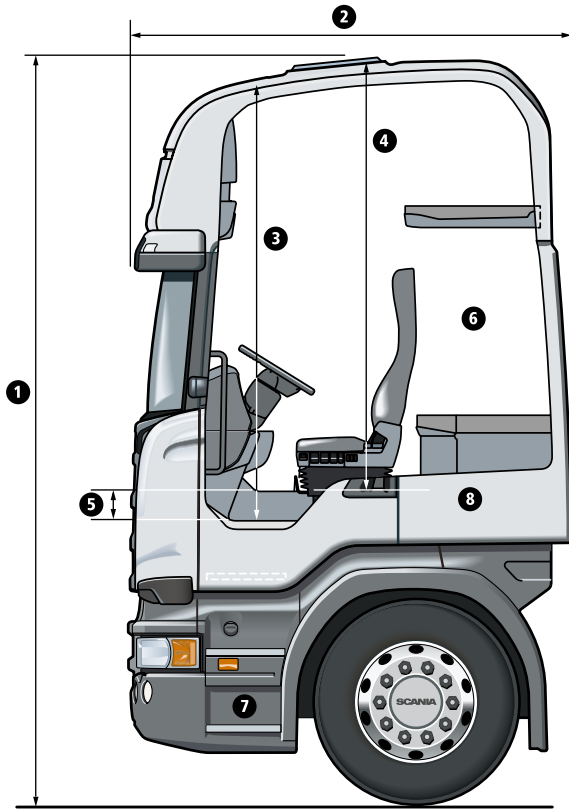
Highline

Scania R-series

Pure premium in every detail with maximum space, comfort and prestige. The home away from home for the most demanding routes.

Engines:

Euro 5: 480 to 620 hp
EEV: 730 hp
Euro 6: 450 and 490 hp



- 1. Overall height ¹⁾
- 2. Overall length
- 3. Floor-to-roof, footwell
- 4. Floor-to-roof, cab centre
- 5. Floor height, cab centre
- 6. Number of beds
- 7. Boarding steps
- 8. Exterior storage

¹⁾ Depending on chassis height and tyre size.

	1	2	3	4	5	6	7	8
Day cabs								
P day	2790 mm	1990 mm	1500 mm	1170 mm	460 mm	1 ²⁾	2	No
G day	3030 mm	1990 mm	1500 mm	1320 mm	310 mm	1 ²⁾	3	No
R day	3100 mm	1990 mm	1500 mm	1480 mm	150 mm	1 ²⁾	3	No
Sleeper cabs								
P normal	3030 mm	2260 mm	1670 mm	1390 mm	460 mm	1 ³⁾	2	No
G normal	3270 mm	2260 mm	1700 mm	1530 mm	310 mm	2 ³⁾	3	Yes ⁴⁾
R normal	3340 mm	2260 mm	1700 mm	1690 mm	150 mm	2 ³⁾	3	Yes ⁴⁾
R Highline	3540 mm	2260 mm	1910 mm	1900 mm	150 mm	2 ³⁾	3	Yes ⁴⁾

²⁾ Optional resting equipment.
Resting bunk width 500 mm.

³⁾ Bed width (upper bed optional):
P-series: lower bed 700 mm.
G-series: lower bed 700 mm, upper bed 600 mm.
R-series: lower bed 800 mm, extendable bed 700-900 mm, upper bed 600 or 700 mm.

⁴⁾ Height: 376 mm. Width: 600 mm. Capacity: 470 litres (both sides together).

Transmission

Stronger, more compact and lighter for the best economy and comfort. Scania has a long tradition of developing, designing and manufacturing our own manual gearboxes, aiming to give all types of drivers the performance they need.

Gearboxes

Range-change gearboxes
8 gears Light-duty gearbox Engines: up to 400 hp Options: Scania Opticruise, Scania Retarder
8+1 gears Heavy-duty gearbox with crawler Engines: up to 440 hp Option: Scania Retarder
Range-splitter gearboxes
12 gears Premium gearbox Engines: up to 440 hp Options: Scania Opticruise, Scania Retarder
12+2 gears Premium gearbox with two crawlers Engines: up to 560 hp Options: Scania Opticruise, Scania Retarder
12+2 gears Premium overdrive gearbox with two crawlers Engines: up to 730 hp Options: Scania Opticruise, Scania Retarder
Automatic gearboxes*
Automatic gearboxes are available together with most of the 5- and 6-cylinder engines

*Only on selected models

Scania Opticruise

The Scania Opticruise transmission system is available in a fully automated version or with a classic clutch pedal, according to your own preference. The shift strategy adapts gearchanges to the style of driving, the load and to the inclination of the road, making it possible to maintain good speed up all the way to a crest – without fuel penalty. It changes gears fast and smoothly, giving outstanding comfort, control and fuel economy.

Several parameters in the control software can be adjusted to tailor the characteristics after your specific needs.

Scania Retarder

The Scania Retarder is a highly efficient auxiliary braking system, completely integrated with the service and exhaust brakes. It is now available in two performance steps, giving you the option to choose the right retarder for your operation. The classic version offers great all-round performance with maintained fuel economy, while the newly introduced version, with a higher retarder gear ratio, improves braking performance at low speeds, while being slightly less fuel-efficient at cruising speed.

The Scania Retarder provide precise and effortless downhill speed control, easily manageable via the brake pedal or lever, or via the speed control buttons on the steering wheel. This technology saves time and money by keeping average speeds up and brake wear down.

Power take-offs

There are many ways to tap into the power of your Scania. Our PTO options include gearbox-driven (clutch dependent), flywheel-driven (clutch independent) and engine-driven solutions.

Support systems

Get the best out of your Scania with the right combination of driver support systems. These include:

Standard

Scania Driver Support

The Scania Driver Support system gives the driver individual hints and feedback on the driving with safety and fuel economy as key parameters. It works in real time during driving and delivers a summary after a completed assignment. The system is designed to work in line with the Scania Driver Training program in order to maintain the skills after training. Results and feedback are displayed in the central instrument, making it fun and safe to challenge yourself to get high scores and keep the fuel consumption as good as possible.

Hill-hold

This function makes it easier for the driver to pull away when the vehicle is standing on a gradient. Brake pressure is maintained until the engine's torque increases.

Clutch wear protection

This system reduces wear on the clutch and minimises need of service and repair by reducing engine speed if the clutch is overloaded.

Clutch overload warning

Alerts the driver if the clutch is getting overloaded.

Options

Adaptive cruise control (ACC)

The adaptive cruise control assists the driver in maintaining a constant time gap to vehicles ahead and warns the driver when the distance suddenly decreases.

Advanced Emergency Braking (AEB)*

AEB is an advanced emergency braking system, which by means of camera and radar can mitigate the consequences of road accidents with vehicles in front.

Scania Ecocruise

This smart cruise control uses well-known eco-driving techniques by not accelerating when climbing a hill until the crest levels out and using momentum at the bottom of slopes.

Electronic Stability Programme (ESP)*

This active safety system reduces the risk of skidding and tipping over, as well as the effects of understeer and oversteer.

Lane Departure Warning (LDW)*

The Lane Departure Warning is a practical aid that warns the driver if the vehicle is about to cross the road markings.

* Not available on all specifications



Fuel: the largest single cost of operation

Scania's research, conducted over many years across a multitude of countries, finds that fuel accounts for approximately 35% of the overall cost of operation. In long haulage operations this can be as much as 50%.

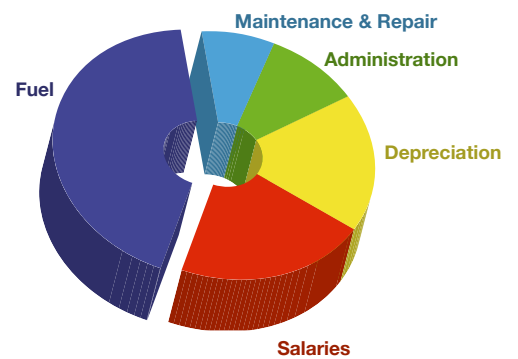
Scania is committed to doing all it can to give operators of its vehicles the best possible means to improve their profitability. We understand the enormous impact drivers have on fuel usage, wear and tear on tyres and the powertrain and of course road safety. With this in mind Scania has developed its Peak Efficiency Programme aimed at ensuring Scania customers and drivers are able to extract maximum efficiency from the vehicle and its systems, as well as promote a driving style that minimises wear and tear on components, and reduces driver fatigue still further. The four hour programme is included with every new truck delivered.

Training is conducted in two stages and involves one-on-one coaching with a member of Scania's highly experienced Driver Trainer Team. The first part of the programme covers some theory and vehicle familiarisation, and is delivered away from the vehicle. This provides a full understanding of the controls and systems installed in the vehicle, explains the Scania Driver Support System and how the technology benefits drivers every time they take the vehicle on the road.

This is followed by time in the cab with the Driver Trainer in the passenger seat. The aim here is to ensure the driver is fully at ease with the Scania systems, and also benefits from helpful suggestions which may reduce fatigue, fuel consumption or journey times, by fully exploiting the vehicle's capabilities.

In this way our team of in-house specialists help you achieve the best from your investment. And best of all, every cent we help you save is added directly to your bottom line.

Total Operating Costs - Long Haulage



For more information contact your Scania branch or local dealer.

HEAD OFFICE

212 – 216 Northbourne Rd
Campbellfield, 3061
Tel: (03) 9217 3300

VICTORIA

Scania Campbellfield

212 – 216 Northbourne Rd
Campbellfield, 3061
Tel: (03) 9217 3300

Scania Dandenong

2/66 Greens Rd
Dandenong South, 3175
Tel: (03) 9217 3600

Scania Laverton

125 – 129 Boundary Rd
Laverton, 3026
Tel: (03) 9369 8666

NEW SOUTH WALES

Scania Prestons

16 – 18 Lyn Pde
Prestons, 2170
Tel: (02) 9825 7900

Scania Newcastle

1 Enterprise Drive
Beresfield, 2322
Tel: (02) 9825 7940

K & J Trucks Pty Ltd

Lot 1 Pacific Highway
Boambee, 2450
Tel: (02) 6652 7218

NJ's of Wagga

301 Copland Street
Wagga Wagga, 2650
Tel: (02) 6971 7214

QUEENSLAND

Scania Richlands

149 Archerfield Rd
Richlands, 4077
Tel: (07) 3712 8500

Scania Pinkenba

213 Holt St
Pinkenba, 4008
Tel: (07) 3712 7900

SOUTH AUSTRALIA

Scania Wingfield

218 – 234 Cormack Rd
Wingfield, 5010
Tel: (08) 8406 0200

WESTERN AUSTRALIA

Scania Kewdale

527 – 529 Abernethy Rd
Kewdale, 6105
Tel: (08) 9360 8500

Scania Bunbury

12 Proffitt St
Davenport, 6230
Tel: (08) 9724 6200

