






# SCANIA POWER SOLUTIONS PRODUCT RANGE

For industrial and power generation applications



# SCANIA



# RELIABLE AND EFFICIENT POWER

Wherever there are substantial demands on reliability, efficiency, operating economy and environmental consideration, Scania's power solutions might be just what you need.

Scania has manufactured engines for more than a century. Today we produce around 100,000 engines a year for trucks and buses, as well as for marine, industrial and power generation applications. Our experience and competence form the base of our state-of-the-art product range, combining excellent performance and low total cost of ownership.

Scania is driving the shift towards sustainable solutions, and are continuously adding both fully electrified and hybrid-electric powertrain options to more applications – providing emission-free options as well as even more performance, depending on you specific needs.

All with road-proven reliability, and powered by heavy duty commercial transport batteries designed for exceptional sustainability.

With outstanding parts availability and close to 2,000 dealers worldwide, assistance is always close at hand. We maximise your uptime so that you can focus on what matters – your operation.

# INDUSTRIAL ENGINE RANGE



## Engine data 9-series\*

### EU Stage V and Korean Tier 5 compliant engines

Engine type	ICFN 1,800 rpm		ICFN 2,100 rpm		IFN 2,100 rpm	
	kW	hp	kW	hp	kW	hp
DC09 310A	202	275	–	–	–	–
DC09 310A	240	326	–	–	–	–
DC09 311A	202	275	–	–	–	–
DC09 311A	240	326	–	–	–	–
DC09 312A	–	–	202	275	–	–
DC09 312A	–	–	232	315	–	–
DC09 313A	–	–	257	350	–	–
DC09 313A	–	–	–	–	276	375
DC09 313A	–	–	–	–	294	400

### EU Stage V (RLL-v/c-1) compliant engine for locomotives

Engine type	ICFN 2,100 rpm		IFN 2,100 rpm	
	kW	hp	kW	hp
DC09 327A	–	–	294	400

### US Tier 4f and EU Stage IV compliant engines

Engine type	ICFN 1,800 rpm		ICFN 2,100 rpm		IFN 2,100 rpm	
	kW	hp	kW	hp	kW	hp
DC09 084A	–	–	202	275	–	–
DC09 085A	–	–	232	315	–	–
DC09 085A	–	–	243	330	–	–
DC09 085A	–	–	257	350	–	–
DC09 086A	–	–	–	–	276	375
DC09 086A	–	–	–	–	294	400
DC09 089A	237	322	–	–	–	–

### China Stage IV compliant engines

Engine type	ICFN 1,800 rpm		ICFN 2,100 rpm		IFN 2,100 rpm	
	kW	hp	kW	hp	kW	hp
DC09 330A	202	275	–	–	–	–
DC09 330A	240	326	–	–	–	–
DC09 331A	202	275	–	–	–	–
DC09 331A	214	291	–	–	–	–
DC09 331A	240	326	–	–	–	–
DC09 332A	–	–	202	275	–	–
DC09 332A	–	–	232	315	–	–
DC09 333A	–	–	257	350	–	–
DC09 333A	–	–	–	–	276	375
DC09 333A	–	–	–	–	294	400

\* Our 9-litre power generation engine platform will be available for order until the end of 2026, naturally with years of continued support and spare parts availability thereafter.

## EU Stage IIIA, China Stage III, Indian Bharat Stage III and Brazil MAR-I compliant engines

Engine type	ICFN 2,100 rpm		IFN 2,100 rpm	
	kW	hp	kW	hp
DC09 076A	202	275	-	-
DC09 076A	232	315	-	-
DC09 076A	-	-	243	330
DC09 076A	-	-	257	350

## EU Stage II, China Stage II and Russia Stage I compliant engines

Engine type	ICFN 2,100 rpm		IFN 2,100 rpm	
	kW	hp	kW	hp
DC09 074A	202	275	-	-
DC09 074A	232	315	-	-
DC09 074A	243	330	-	-
DC09 074A	257	350	-	-
DC09 074A	-	-	276	375
DC09 074A	-	-	294	400

## Dimensions and weights of 9-litre industrial engines

Engine type	L mm (in)	W mm (in)	H mm (in)	Weight* kg (lb)
DC09 310/311/312/313/327/330/331/332/333A	1,214 (47.8)	982 (38.7)	1,209 (47.6)	approx. 950 (2,094)
DC09 085/086/087/089A	1,234 (48.6)	982 (38.7)	1,107 (43.6)	approx. 975 (2,149)
DC09 074/076A	1,242 (48.9)	842 (33.1)	1,119 (44.1)	approx. 950 (2,094)

\* Excluding oil and coolant.



## Engine data 11-series

### EU Stage V and Korean Tier 5 compliant engines

Engine type	ICFN 2,100 rpm		IFN 1,900 rpm	
	kW	hp	kW	hp
DC11 501A	202	275	-	-
DC11 501A	232	315	-	-
DC11 501A	257	350	-	-
DC11 501A	283	385	-	-
DC11 501A	294	400	-	-
DC11 501A	316	430	-	-
DC11 501A	331	450	-	-
DC11 503A	331	450	-	-
DC11 503A	-	-	368	500

### US Tier 4f and EU Stage V compliant engines

Engine type	ICFN 2,100 rpm		IFN 1,900 rpm	
	kW	hp	kW	hp
DC11 541A	202	275	-	-
DC11 541A	232	315	-	-
DC11 541A	257	350	-	-
DC11 541A	283	385	-	-
DC11 541A	294	400	-	-
DC11 541A	316	430	-	-
DC11 542A	331	450	-	-
DC11 542A	-	-	368	500

### EU Stage II equivalent engines

Engine type	ICFN 2,100 rpm		IFN 1,900 rpm	
	kW	hp	kW	hp
DC11 505A	202	275	-	-
DC11 505A	232	315	-	-
DC11 505A	257	350	-	-
DC11 505A	283	385	-	-
DC11 505A	294	400	-	-
DC11 505A	331	450	-	-
DC11 505A	-	-	368	500

### Dimensions and weights of 11-litre industrial engines

Engine type	L mm (in)	W mm (in)	H mm (in)	Weight* kg (lb)
DC11A (all)	1,235 (48.6)	932 (36.7)	1,171 (46.1)	approx. 970 (2,138)

\* Excluding oil and coolant.

# Engine data 13-series

## EU Stage V and Korean Tier 5 compliant engines

Engine type	ICFN 1,800 rpm		ICFN 2,100 rpm		IFN 1,900 rpm		IFN 2,100 rpm	
	kW	hp	kW	hp	kW	hp	kW	hp
DC13 501A	-	-	202	275	-	-	-	-
DC13 501A	257	350	-	-	-	-	-	-
DC13 501A	283	385	283	385	-	-	-	-
DC13 501A	294	400	294	400	-	-	-	-
DC13 501A	331	450	331	450	-	-	-	-
DC13 501A	-	-	368	500	-	-	-	-
DC13 501A	405	550	405	550	-	-	-	-
DC13 501A	-	-	-	-	450	612	-	-
DC13 504A*	-	-	-	-	-	-	405	550
DC13 504A*	-	-	-	-	450	612	-	-

\* Engine for fire and emergency applications. Compliant with EU Stage V only.

## China Stage IV compliant engines

Engine type	ICFN 1,800 rpm		ICFN 2,100 rpm		IFN 1,900 rpm	
	kW	hp	kW	hp	kW	hp
DC13 502A	-	-	202	275	-	-
DC13 502A	257	350	257	350	-	-
DC13 502A	283	385	-	-	-	-
DC13 502A	294	400	294	400	-	-
DC13 502A	331	450	331	450	-	-
DC13 502A	-	-	368	500	-	-
DC13 502A	-	-	405	550	-	-
DC13 502A	-	-	-	-	450	612

## US Tier 4f and EU Stage V compliant engines

Engine type	ICFN 1,800 rpm		ICFN 2,100 rpm		IFN 1,900 rpm		IFN 2,100 rpm	
	kW	hp	kW	hp	kW	hp	kW	hp
DC13 541A	-	-	202	275	-	-	-	-
DC13 541A	257	350	-	-	-	-	-	-
DC13 541A	283	385	283	385	-	-	-	-
DC13 541A	294	400	294	400	-	-	-	-
DC13 541A	331	450	331	450	-	-	-	-
DC13 541A	-	-	368	500	-	-	-	-
DC13 541A	-	-	405	550	-	-	-	-
DC13 541A	-	-	-	-	450	612	-	-
DC13 544A*	-	-	-	-	-	-	405	550
DC13 544A*	-	-	-	-	450	612	-	-

\* Engine for fire and emergency applications. Compliant with US Tier 4f only.

## EU Stage II equivalent engines

Engine type	ICFN 2,100 rpm		IFN 1,900 rpm	
	kW	hp	kW	hp
DC13 503A	257	350	-	-
DC13 503A	283	385	-	-
DC13 503A	294	400	-	-
DC13 503A	331	450	-	-
DC13 503A	368	500	-	-
DC13 503A	405	550	-	-
DC13 503A	-	-	450	612

## Dimensions and weights of 13-litre industrial engines

Engine type	L mm (in)	W mm (in)	H mm (in)	Weight* kg (lb)
DC13A (all)	1,397 (55.0)	920 (36.2)	1,131 (44.5)	approx. 1,074 (2,368)

\* Excluding oil and coolant.



# Engine data 16-series

## EU Stage V and Korean Tier 5 compliant engines

Engine type	ICFN 1,900 rpm		ICFN 2,100 rpm		IFN 1,900 rpm	
	kW	hp	kW	hp	kW	hp
DC16 316A	405	550	–	–	–	–
DC16 316A	450	612	–	–	–	–
DC16 316A	–	–	–	–	478	650
DC16 317A	–	–	405	550	–	–
DC16 317A	–	–	450	612	–	–
DC16 317A	–	–	478	650	–	–
DC16 317A	–	–	–	–	522	710
DC16 318A*	–	–	–	–	522	710

\* Engine for fire and emergency applications.

## EU Stage V compliant engines

Engine type	ICFN 2,100 rpm		ICFN 1,900 rpm		IFN 2,000 rpm	
	kW	hp	kW	hp	kW	hp
DC16 313A	405	550	–	–	–	–
DC16 313A	450	612	–	–	–	–
DC16 314A	–	–	478	650	–	–
DC16 314A	–	–	522	710	–	–
DC16 385A	–	–	–	–	566	770
DC16 386A*	–	–	–	–	566	770

\* Engine for fire and emergency applications.


## US Tier 4f and EU Stage IV compliant engines

Engine type	ICFN 2,100 rpm		IFN 2,100 rpm	
	kW	hp	kW	hp
DC16 084A	405	550	–	–
DC16 084A	441	600	–	–
DC16 084A	478	650	–	–
DC16 084A	–	–	493	670
DC16 085A*	–	–	566	770
DC16 091A**	405	550	–	–
DC16 091A**	–	–	493	670

\* Complies with US emission regulation for engines >560 kW. DC16 085A is an all-speed engine. For the emission certificate to be valid, it must not be used in generator set.

Note: A Scania engine that is certified in a regulatory power category greater than 560 kW may under no circumstances be permanently constrained to a maximum level below 560 kW.

\*\* Engine for fire and emergency applications.



## US Tier 4f compliant engines

Engine type	ICFN 2,100 rpm		IFN 2,000 rpm	
	kW	hp	kW	hp
DC16 084A	441	600	–	–
DC16 092A*	–	–	566	770

\* Engine for fire and emergency applications.

## Euro 5 compliant engines

Engine type	ICFN 2,100 rpm		IFN 2,100 rpm	
	kW	hp	kW	hp
DC16 094A*	–	–	522	710

\* Engine for fire and emergency applications.

## EU Stage V (RLL-v/c-1) compliant engine for locomotives

Engine type	ICFN 2,000 rpm		IFN 2,000 rpm	
	kW	hp	kW	hp
DC16 092A	–	–	555	755

## China Stage IV compliant engines

Engine type	ICFN 2,100 rpm		ICFN 1,900 rpm		IFN 1,900 rpm	
	kW	hp	kW	hp	kW	hp
DC16 336A	–	–	405	550	–	–
DC16 336A	–	–	450	612	–	–
DC16 336A	–	–	–	–	478	650
DC16 337A	405	550	–	–	–	–
DC16 337A	450	612	–	–	–	–
DC16 337A	478	650	–	–	–	–
DC16 337A	–	–	–	–	522	710
DC16 338A*	–	–	–	–	522	710

\* Engine for fire and emergency applications.

## China Stage II and Russia Stage I compliant engines

Engine type	ICFN 2,100 rpm		IFN 2,100 rpm	
	kW	hp	kW	hp
DC16 074A	405	550	–	–
DC16 074A	478	650	–	–
DC16 074A	–	–	515	700

## China Stage III and India Bharat Stage III compliant engines

Engine type	ICFN 1,900 rpm		IFN 1,900 rpm	
	kW	hp	kW	hp
DC16 076A	368	500	–	–
DC16 076A	–	–	405	550
DC16 076A	–	–	425	578

## China Stage III compliant engines

Engine type	ICFN 2,100 rpm		IFN 2,100 rpm	
	kW	hp	kW	hp
DC16 088A	–	–	574	780

## Fuel-optimised, non-compliant engines

Engine type	ICFN 2,100 rpm		IFN 2,100 rpm	
	kW	hp	kW	hp
DC16 086A	–	–	566	770

## US Tier 3, EU Stage IIIA and China Stage III compliant engines

Engine type	IFN 1,900 rpm		IFN 2,000 rpm	
	kW	hp	kW	hp
DC16 087A*	–	–	515	700
DC16 087A*	551	750	–	–

\* Engine for fire and emergency applications.

## Dimensions and weights of 16-litre industrial engines

Engine type	L mm (in)	W mm (in)	H mm (in)	Weight* kg (lb)
DC16 074/076A	1,345 (53)	1,096 (43.1)	1,205 (47.4)	approx. 1,340 (2,954)
DC16 084/087/091/094A	1,410 (55.5)	1,199 (47.2)	1,289 (50.8)	approx. 1,375 (3,031)
DC16 085/086/092/385/386A	1,315 (51.8)	1,126 (44.3)	1,207 (47.5)	approx. 1,340 (2,954)
DC16 313/314A	1,572 (61.9)	1,126 (44.3)	1,297 (51.1)	approx. 1,361 (3,000)
DC16 316/317/318/336/337/338A	1,409 (55.5)	1,198 (47.2)	1,288 (50.7)	approx. 1,381 (3,045)

\* Excluding oil and coolant.

## Ratings

### ICFN: Continuous service

Engine speeds at 85% of rated speed or above: 100% output available for 1 h/1 h period with an average load factor of 100%.  
Engine speeds below 85% of rated speed: 100% output available for 1 h/6 h period with a max average load factor of 80%.

### IFN: Intermittent service

Rated output is available for 1 h/6 h period.  
Unlimited h/year service time at a load factor of 80%.

## Electric machine

For hybrid or fully electric use

Type designation	kW continuous*	kW peak*
	2100 rpm	1400 rpm
EM 501A	150 kW	210 kW
EM 502A	180 kW	235 kW
EM 503A	200 kW	265 kW
EM 505A	230 kW	295 kW

\* At nominal voltage (650 V).

### Dimensions and weight of electric machine

Type designation	L mm (in)	W mm (in)	H mm (in)	Weight kg* (lb)
All	495 (19.5)	660 (26.0)	705 (27.8)	approx. 263 (579.8)

\* Including inverter, excluding oil

## Battery packs

Lithium ion NMC/graphite technology, including Scania-developed control system.


Type designation	Installed energy	Capacity	C-Rate
	kWh	Ah	Discharge/Charge
B8 408	89	132	up to 1.5/1.8
B8 413	178	264	up to 1.5/1.8

The electric performance specifications apply at nominal voltage 650 V DC and at beginning of life. The total values depend on usable energy factor and state of charge.

### Dimensions and weights of battery packs

Type designation	L mm (in)	W mm (in)	H mm (in)	Weight kg* (lb)
B8 408	900 (35.4)	775 (30.5)	636 (25.0)	620 (1,367)
B8 413	1,597 (62.9)	775 (30.5)	636 (25.0)	1,150 (2,535)

\* Excluding coolant



# POWER GENERATION ENGINE RANGE

## Engine data 9-series\*

### EU Stage V compliant engines

Engine type	1,500 rpm (50 Hz)				1,800 rpm (60 Hz)			
	PRP		ESP		PRP		ESP	
	kW	kVA	kW	kVA	kW	kVA	kW	kVA
DC09 320A	223	250	–	–	225	250	–	–
DC09 320A	244	275	–	–	247	275	–	–
DC09 320A	265	300	–	–	268	300	–	–
DC09 320A	289	330	–	–	303	353	–	–

### US Tier 4f compliant engines

Engine type	1,500 rpm (50 Hz)				1,800 rpm (60 Hz)			
	PRP		ESP		PRP		ESP	
	kW	kVA	kW	kVA	kW	kVA	kW	kVA
DC09 085A	–	–	–	–	234	260	–	–
DC09 086A	–	–	–	–	268	300	–	–

### EU Stage IIIA, China Stage III and CPCB-II\* compliant engines

Engine type	1,500 rpm (50 Hz)				1,800 rpm (60 Hz)			
	PRP		ESP		PRP		ESP	
	kW	kVA	kW	kVA	kW	kVA	kW	kVA
DC09 071A	226	253	–	–	251	278	–	–
DC09 071A	248	279	–	–	273	306	–	–
DC09 071A	267	304	–	–	292	328	–	–
DC09 071A	289	329	–	–	313	353	–	–

\* Mass Emission & Smoke Norms for Genset Diesel Engine, up to 800 kW (for India).

### EU Stage II and China Stage II compliant engines

Engine type	1,500 rpm (50 Hz)				1,800 rpm (60 Hz)			
	PRP		ESP		PRP		ESP	
	kW	kVA	kW	kVA	kW	kVA	kW	kVA
DC09 073A	226	253	249	280	251	278	276	309
DC09 073A	248	279	273	310	273	303	300	338
DC09 073A	267	304	294	335	292	328	321	361
DC09 073A	289	329	317	361	325	366	358	405

### Fuel-optimised, non-compliant engines


Engine type	1,500 rpm (50 Hz)				1,800 rpm (60 Hz)			
	PRP		ESP		PRP		ESP	
	kW	kVA	kW	kVA	kW	kVA	kW	kVA
DC09 072A	226	253	249	280	251	278	276	309
DC09 072A	248	279	273	310	273	306	300	338
DC09 072A	267	304	294	335	292	328	321	361
DC09 072A	289	329	317	361	325	366	358	405

\* Our 9-litre power generation engine platform will be available for order until the end of 2026, naturally with years of continued support and spare parts availability thereafter.

## Dimensions and weights of 9-litre power generation engines

Engine type	L mm (in)	W mm (in)	H mm (in)	Weight* kg (lb)
DC09 320A	1,214 (47.8)	982 (38.7)	1,209 (47.6)	approx. 950 (2,094)
DC09 071A	1,242 (48.9)	906 (35.7)	1,285 (50.6)	approx. 950 (2,094)
DC09 072A	1,242 (48.9)	861 (33.4)	1,292 (50.9)	approx. 950 (2,094)
DC09 073A	1,242 (48.9)	861 (33.4)	1,292 (50.9)	approx. 950 (2,094)
DC09 085/086A	1,234 (59.80)	982 (37.60)	1,088 (43.74)	approx. 975 (2,150)

\* Excluding oil and coolant.



## Engine data 13-series

### EU Stage V compliant engines

Engine type	1,500 rpm (50 Hz) PRP		1,800 rpm (60 Hz) PRP	
	kVA	kW	kVA	kW
DC13 505A	300	269	300	275
DC13 505A	350	312	350	318
DC13 505A	400	355	400	361
DC13 505A	450	398	450	404
DC13 505A	500	437	500	443

### US Tier 4f and EU Stage V compliant engines

Engine type	1,500 rpm (50 Hz) PRP		1,800 rpm (60 Hz) PRP	
	kVA	kW	kVA	kW
DC13 541A	285	259	285	265
DC13 541A	330	295	330	301
DC13 541A	375	334	365	331
DC13 541A	415	368	400	361
DC13 541A	460	407	450	404

### China Stage IV compliant engines

Engine type	1,500 rpm (50 Hz) PRP		1,800 rpm (60 Hz) PRP	
	kVA	kW	kVA	kW
DC13 506A	300	269	300	275
DC13 506A	350	312	350	318
DC13 506A	400	355	400	361
DC13 506A	450	398	450	404
DC13 506A	500	437	500	443

### CO<sub>2</sub> optimised, non-compliant engines

Engine type	1,500 rpm (50 Hz)				1,800 rpm (60 Hz)			
	PRP		ESP		PRP		ESP	
	kVA	kW	kVA	kW	kVA	kW	kVA	kW
DC13 507A	300	269	330	295	300	275	330	301
DC13 507A	350	312	385	342	350	318	385	348
DC13 507A	400	355	440	389	400	361	440	395
DC13 507A	450	398	495	437	450	404	495	443
DC13 507A	500	437	550	479	500	443	550	485
DC13 507A	550	479	605	526	550	485	605	532
DC13 507A	600	522	660	573	600	528	660	579

## Dimensions and weights of 13-litre power generation engines

Engine type	L mm (in)	W mm (in)	H mm (in)	Weight* kg (lb)
DC13 505/506A	1,401 (55.2)	1,011 (39.8)	1,061 (41.8)	approx. 1,074 (2,368)
DC13 507A	1,400 (55.1)	1,021 (40.2)	1,200 (47.2)	approx. 1,069 (2,357)
DC13 541A	1,397 (55.0)	920 (36.2)	1,131 (44.5)	approx. 1,074 (2,368)

\* Excluding oil and coolant.

# Engine data 16-series

## EU Stage V compliant engines

Engine type	1,500 rpm (50 Hz)				1,800 rpm (60 Hz)			
	PRP		ESP		PRP		ESP	
	kW	kVA	kW	kVA	kW	kVA	kW	kVA
DC16 320A	398	450	–	–	408	450	–	–
DC16 320A	439	500	–	–	449	500	–	–
DC16 320A	481	550	–	–	491	550	–	–

## US Tier 4f compliant engines

Engine type	1,500 rpm (50 Hz)				1,800 rpm (60 Hz)			
	PRP		ESP		PRP		ESP	
	kW	kVA	kW	kVA	kW	kVA	kW	kVA
DC16 084A	–	–	–	–	367	400	–	–
DC16 084A	–	–	–	–	436	480	–	–
DC16 084A	–	–	–	–	448	500	–	–

## EU Stage IIIA, China Stage III and CPCB-II\* compliant engines

Engine type	1,500 rpm (50 Hz)				1,800 rpm (60 Hz)			
	PRP		ESP		PRP		ESP	
	kW	kVA	kW	kVA	kW	kVA	kW	kVA
DC16 071A	438	500	–	–	483	540	–	–
DC16 071A	480	549	–	–	483	540	–	–

\* Mass Emission & Smoke Norms for Genset Diesel Engine, up to 800 kW (for India).

## Fuel-optimised, non-compliant engines

Engine type	1,500 rpm (50 Hz)				1,800 rpm (60 Hz)			
	PRP		ESP		PRP		ESP	
	kW	kVA	kW	kVA	kW	kVA	kW	kVA
DC16 072A	536	601	587	661	576	650	632	715
DC16 072A	578	651	634	716	619	700	678	770
DC16 072A	621	701	680	771	642	728	704	800
DC16 078A	536	600	587	660	534	600	585	660
DC16 078A	578	650	634	715	576	650	632	715
DC16 078A	621	700	680	770	620	702	680	772
DC16 078A	644	725	706	800	640	725	702	800
DC16 093A	451	514	496	567	447	501	492	553
DC16 093A	486	555	535	613	489	550	538	607
DC16 093A	529	606	582	668	532	600	585	663
DC16 093A	558	640	614	706	576	652	634	720

**Note:** DC16 072A is optimised for 60 Hz and DC16 078A for 50 Hz.

## Gas engine OC16

Engine type	1,500 rpm (50 Hz) PRP		1,800 rpm (60 Hz) PRP	
	kW	kVA	kW	kVA
OC16 071A*	333	364	372	409
OC16 071A*	372	409	411	455
OC16 071A*	407	455	426	477
OC16 071A**	360	395	360	395

\* For natural gas.

\*\* For biogas.

## Dimensions and weights of 16-litre power generation engines

Engine type	L mm (in)	W mm (in)	H mm (in)	Weight* kg (lb)
DC16 320A	1,572 (61.9)	1,126 (44.3)	1,297 (51.1)	approx. 1,361 (3,000)
DC16 071A	1,324 (52.1)	1,127 (44.4)	1,288 (50.7)	approx. 1,340 (2,954)
DC16 072/078A	1,315 (51.8)	1,126 (44.3)	1,207 (47.5)	approx. 1,340 (2,954)
DC016 084A	1,400 (55.12)	1,199 (47.20)	1,289 (50.75)	approx. 1,375 (3,031)
DC16 093A	1,345 (53.0)	1,096 (43.1)	1,205 (47.4)	approx. 1,340 (2,954)
OC16 071A	2,021 (79.6)	1,316 (51.8)	1,754 (69.1)	approx. 1,352 (2,980)

\* Excluding oil and coolant.


## Ratings

### PRP: Prime power

For continuous operation and unlimited yearly operating time at varying load. Max mean load factor of 70% of rated power over 24 h of operation. 1 h/12 h period of overload to 110% load. Max 25 h accumulated service time above 100% load per year.

### ESP: Maximum stand-by power

For operation under normal varying load during a power outage. Not overloadable. Max mean load factor of 70% of rated power over 24 h of operation. Not for applications intended for more than 200 h/year.



Edition 2026.05 26MC094 © Scania CV AB 2026. Scania pursues an active policy of product development and improvement. For this reason, Scania reserves the right to make changes relating to design and specification, its products and services and any information without prior notice. Furthermore, due to national or EU legal requirements, some products and services may not be available in all markets. For further information in these respects, please contact your local dealer or visit [www.scania.com](http://www.scania.com).